

Henlow Academy


Home Learning

Enrichment and

Extension Tasks

YEAR 7

AUTUMN



ART

BRONZE

Using coloured pencils to complete the “Hot and Cold portrait”. Sheet can be found in the Art room and on your Google classroom. Stick into your book.



SILVER

Watch the Big Zuu clip of “Portrait Artist of the year” [Big Zuu Can't Believe How Good His Portraits Are!](#)

Fill out the form on your Google classroom.



GOLD

Create a portrait of a person of your choice (either from life or a photograph)! Get creative, use whatever media you wish, in whatever style you like! Stick into your book.



PLATINUM

Visit a gallery or exhibition of your choice at a weekend or during a holiday. For more information talk to your Art teacher.



Complete a task of your choosing to wow your teacher with your interests and understanding.



COMPUTING

-Research: What makes someone a “good digital citizen” online? Write down 5 points.

-Write down 3 tips for creating a strong password and give an example of one.



- Create a poster showing the features of email and include 3 tips for creating a strong password.

- Ask members of your family how they use email and record their responses.



Michael has received an email asking him to confirm personal information.

-Research and write 3 ways he can spot if this is a phishing email.

-Log in to your school email account from the school website and check you can send a test email safely.

Online Course: Google Applied Digital Skills – Email Basics

[https://
applieddigitalskills.withgoogle.c
om?utm_source=chatgpt.com](https://applieddigitalskills.withgoogle.com?utm_source=chatgpt.com)



Complete a task of your choosing to wow your teacher with your interests and understanding.



DRAMA

Create a brand new character from your imagination. Draw or describe what they look like, give them a name, age, personality traits, hobbies, write about the characters background.



Watch this Live Theatre Production of Rapunzel. See how the actors use their vocal and physical skills to show their emotions to the audience!

<https://www.youtube.com/watch?v=XFiQWzU5wSQ>



Write a short dialogue (about 6–10 lines) between two characters in a dramatic situation (e.g. a lost pet, a surprise birthday, an argument).

Use stage directions to show how the characters are moving or reacting.



Create a 3D set design of your choice whether it's your favourite novel, movie or series.

You can use any kind of materials (old cardboard/plastic etc. that you no longer use!) Be creative! Look at a great example below!

Complete a task of your choosing to wow your teacher with your interests and understanding.



DESIGN TECHNOLOGY

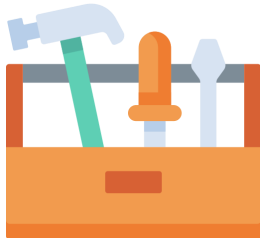
Design poster on
Health & Safety in the workshop.




Research five different types of
fonts you can use in the
designing of your lid for your
pencil box.



Write a step by step method on
how to use one of the tools in
the workshop safely and
correctly.



Find an isometric drawing and
attempt to sketch (freehand) it.



Complete a task of your
choosing to wow your teacher
with your interests and
understanding



Choose an everyday product
and write a specification for it.



ENGLISH

Create a poster on Charles Dickens - include facts and pictures



Choose an image of London and write a poem or descriptive piece (at least 1 side of A4) about it.



Imagine you are a child living on the streets of London during Victorian times – write down how you think you would feel



Carry some research about Dr Barnardo and make a poster



Imagine Oliver Twist kept a diary. Write down an entry to his diary explaining what happened to him after he asked for more food



Design a production poster for the play of 'A Christmas Carol'.



FOOD TECHNOLOGY


Compulsory: Prepare and bring ingredients to their practical lessons.




Design a poster with health, safety, and hygiene rules to follow in the kitchen.



Watch a cooking show and record all the good and bad health, safety, and hygiene points that you see.




Choose 6 pieces of kitchen equipment to explain how and why they would be used.



Keep a food diary to record what you eat in one day. Comment on how well balanced your diet is using the Eatwell Plate. How could you make your diet healthier?



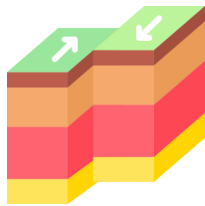
Design a poster to promote the Eight Tips for Healthy Eating.



GEOGRAPHY

TECTONIC PLATE PUZZLE

Create a visual representation (puzzle, map with labels) showing the Earth's major tectonic plates. Label the plate boundaries and explain how the movement and interaction of these plates lead to the formation of volcanoes and the occurrence of earthquakes.



EARTHQUAKE ENGINEERING CHALLENGE

Design and build a structure (using materials like straws, marshmallows, or LEGOs) that can withstand simulated earthquake shaking. In a written report, explain the design features you incorporated to make your structure earthquake-resistant and discuss how real-world engineers design buildings to withstand seismic activity. Explain the relationship between earthquake intensity and plate boundaries.

DISASTER DIARY

Choose one of the natural disasters (volcano, earthquake, or tsunami) and write a series of diary entries from the perspective of someone who experienced it. Your entries should describe the causes of the event, what it felt like, and the immediate effects. Include scientific explanations within your narrative.



EXPERT INTERVIEW

Research and prepare interview questions for a volcanologist, seismologist, or tsunami expert. While you won't actually conduct the interview, your questions should demonstrate your understanding of the causes and effects of these events and the role of tectonic plates. Write out the questions and anticipated informed answers based on your research.



TSUNAMI TRAVEL BROCHURE

Create a travel brochure for a coastal region that is prone to tsunamis. Your brochure should educate potential visitors about what tsunamis are (causes and effects), how they are formed (linking it to earthquakes or volcanic activity), and safety precautions they should take in case of a tsunami warning. Use informative text and visuals.



NATURAL DISASTER NEWS REPORT

Create a news report (written or video) about a specific historical or fictional volcano, earthquake, or tsunami event. Your report should cover the causes, the immediate effects, and the long-term consequences of the disaster. Explain the underlying geological processes involved.



HISTORY

Listen to a historical podcast.



Practice learning basic geography for history using a map quiz or to test your knowledge with a game.



Watch a documentary or YouTube video on the topics you are studying.




Do some historical reading (fiction and non-fiction texts are available).



Visit a historical site (relevant locations suggested on Google Classroom).



There are a selection of activities uploaded to the History Google Classroom which can be chosen at any point.




MATHS

Create a visual representation of a linear sequence, be as creative as you like!

This problem may help
<https://nrich.maths.org/problems/suit-sequence>

Substituting and collecting like terms.



Investigate the Fibonacci sequence
Create a poster/Powerpoint on what you find out



Understanding positive and negative numbers in context - overdrafts.

Watch the presentation and complete task 1 of the worksheet.

<https://amsp.org.uk/resource/f3e275fc-34b5-4f3f-aaae-08db005e7077/>

Converting between Fractions, Decimals, Percentages:

Use video to recap F.D.P

<https://vimeo.com/485571360>

Make jottings if need be.



Maths Challenge (UKMT)
Try Q1-15 and mark your answers with the following link

Questions:

<https://ukmt.org.uk/free-past-papers/junior-mathematical-challenge-2015>

Solutions:

<https://ukmt.org.uk/competition-papers/jsf/jet-engine:free-past-papers/tax/challenge-type:67/>

Music

Music Elements

Learn what each letter of the mnemonic
MAD T SHIRT means.
There is a topic for Musical
Elements on your Google
Classroom



Musical Elements

Learn 2-3 words and definitions
for 3 letters of the mnemonic
MAD T SHIRT means.
There is a topic for Musical
Elements on your Google
Classroom



Instruments

On Musicca work through the
instrument exercises
[https://www.musicca.com/
exercises/instruments](https://www.musicca.com/exercises/instruments)



Keyboard Skills

On Musicca work through the
Note on the Piano exercises
[https://www.musicca.com/
exercises/notes](https://www.musicca.com/exercises/notes)




Complete a task of your choosing to wow your teacher with your
interests and understanding.



RE

BRONZE

Design and label a mosque floor plan, including: prayer hall, teaching rooms, washrooms and the mihrab, minbar and minaret.



SILVER

Create an informative poster (by hand) about each of the five pillars of Islam. Use drawings of pillars within your poster.



GOLD

Create an infographic (by hand or on the computer) exploring one of the pillars of Islam in greater depth. Consider: who, what, when, where, why and how for your chosen pillar of Islam.

PLATINUM

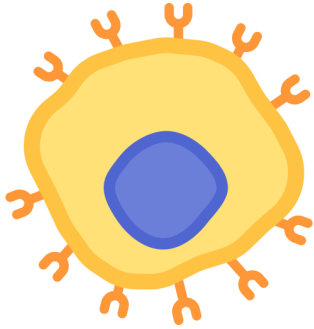
Research the history of Islam and create an A5 booklet (minimum four pages) explaining the key aspects of Islam: Beliefs about Allah, The Five Pillars, The History of Islam and beliefs about Judgement and the Afterlife.

Complete a task of your choosing to wow your teacher with your interests and understanding.



SCIENCE


Make a model of a cell in any way.
Bring it in or take a photo of it.



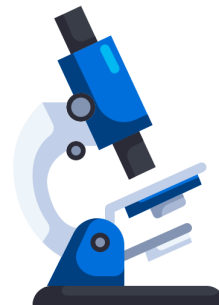
Research desalination.
How it works, where it's used, and why it's used.



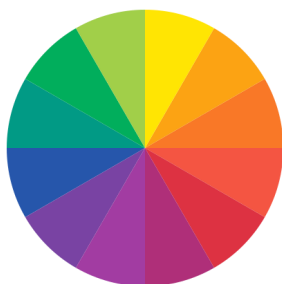
Watch a video of a rollercoaster.
Try to identify the forces involved and the energy transfers.



Make a quiz of microscope images to test your family with.
Tell your teacher how well they did!



Carry out your own version of Chromatography using Skittles and Smarties.
Which works better?



Make a device to transport something fragile from an upstairs window to the ground



