

Henlow Academy


Home Learning

Enrichment and

Extension Tasks

YEAR 8

AUTUMN



ART

BRONZE

List as many landmarks from around the world as you can! Spend 30 minutes drawing one with a media of your choice.

Stick into your book.



SILVER

Watch this video on artist JMW

Turner: [Becoming an Artist:](#)

[J.M.W. Turner | Tate Kids](#)

Fill out the form on your Google classroom.



GOLD

Draw the view from a window!

Get creative, use whatever media you wish, in whatever style you like! Stick into your

book.



PLATINUM

Visit a gallery or exhibition of your choice at a weekend or during a holiday. For more information talk to your Art teacher.



Complete a task of your choosing to wow your teacher with your interests and understanding.



COMPUTING

-Research: What makes someone a “good digital citizen” online? Write down 5 points.

-Write down 3 tips for creating a strong password and give an example of one.



-Create a short poster or infographic on how to be a good digital citizen.

-Sit with a family member and help them organise files and folders on the home computer.



Complete the Digital Citizenship PowerPoint on Google Classroom by researching and answering all questions.

OR Design a campaign poster warning about online risks (phishing, scams, social media privacy).



Online Course: Google Be Internet Awesome

[https://
beinternetawesome.withgoogle.
com/?
utm_source=chatgpt.com](https://beinternetawesome.withgoogle.com/?utm_source=chatgpt.com)



Complete a task of your choosing to wow your teacher with your interests and understanding.



DRAMA

Watch a short clip from a play, film, or TV show. Write 5 things you notice about how the actors use voice, movement, and facial expression to show emotions or tell the story.



Choose a short poem or monologue (you can provide a simple one), and practice reading it aloud with different voices: angry, excited, scared, and happy. Record yourself (with permission) or write down how you changed your voice for each emotion.

Write a letter to your favourite actor/ actress telling them why they are your favourite/ what they do that grabs your attention and asking them for advice!



Create a 3D set design of your choice whether it's your favourite novel, movie or series.

You can use any kind of materials (old cardboard/ plastic etc. that you no longer use!) Be creative! Look at a great example below!



Complete a task of your choosing to wow your teacher with your interests and understanding.



DESIGN TECHNOLOGY

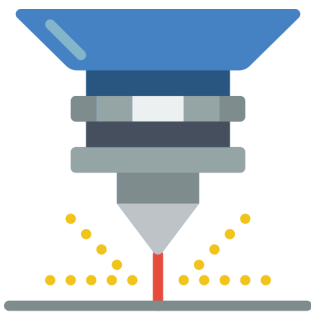
Research five mechanism types and find an everyday product it is used in.



If you could use any mechanism, design your dream sweet dispenser.



Write a step by step method on how to use a piece of machinery in the workshop safely and correctly.



Find an isometric drawing and attempt to sketch (freehand) it so that it is double in size. Add thick and thin lines. Render towards a light source.



Complete a task of your choosing to wow your teacher with your interests and understanding




What is the definition of CAD & CAM?

Research and give a few examples of CAD and CAM.



ENGLISH

Research 'Life in the Trenches' in World War One. Present the information as a leaflet to hand out in secondary school History lessons.



Create a presentation on role of women in WWI.

Include how roles changed from the beginning to the end of the war.




Write a poem. Either:

- ⇒ View of a soldier during the war
- ⇒ Someone who has lost a loved one in war
- ⇒ Someone's view of war



"All wars are pointless and wrong."

Write your response to this statement in which you either agree or disagree. Argue your point of view in an engaging and persuasive way.



Create a propaganda poster for display



Imagine you are a soldier in the First World War. Write a letter home from the trenches, describing your experience of the war and the conditions in the trenches.



FOOD TECHNOLOGY


Compulsory: Buy and bring in ingredients for their practical lessons.




Develop a presentation that could be shown to students to explain health, safety, and hygiene considerations that could be made throughout a practical lesson.



For one of the recipes you have made, develop a storyboard to show the step-by-step method.



Research 5 pieces of food manufacturing equipment that would be used in the food industry



Keep a food diary to record what you eat in one day and analyse it against the Eatwell Plate. Then write an eating plan you could follow to make your diet healthier.



For one of the recipes you have made at school, suggest 5 ways it could be modified to make it healthier, considering the 5 food groups.



GEOGRAPHY

URBANISATION INFOGRAPHIC/POSTER

Design an infographic that visually explains the patterns and challenges of urbanisation in Brazil. Include statistics on urban population growth, highlight major urban centres, and illustrate the connection between urbanisation and environmental issues (e.g., deforestation, pollution) and crime (e.g., informal settlements, resource scarcity).



MAKE A CLIMATE GEOGRAPHY PODCAST

Record a short podcast episode (3-5 minutes) discussing the major climate zones of Brazil and how Brazil's diverse physical geography (e.g., Amazon Basin, Brazilian Highlands) influences these climates. Include examples of specific geographic features and their impact on temperature, rainfall, and vegetation.



LIVING IN A FAVELA

Write a report, make a video or a diary on what it is like to live in one of Brazil's favelas. Add photos, maps and any other illustrations to support your research.

Ensure your work is visually engaging and clearly communicates the challenges.



COMIC STRIP ON RAINFOREST MANAGEMENT

Develop a comic strip that illustrates environmental threats and opportunities in the Amazon. Your comic should have at least four panels and include dialogue or narration. Ensure your comic is visually engaging and clearly communicates the issues in the Amazon and how the rainforest can be sustainably managed.



BIOME DIORAMA

Create a diorama (model) representing one of Brazil's major biomes (Amazon rainforest, Cerrado, Pantanal, Caatinga, Atlantic Forest, or Pampas). Include key physical geography features, typical climate characteristics, and examples of plant and animal life.



MAPPING BRAZIL'S INTERCONNECTIONS

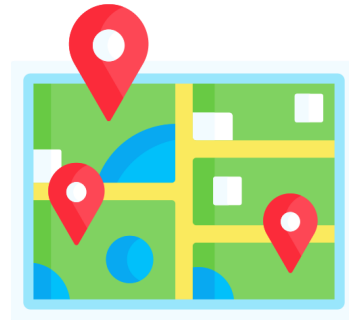
Create a detailed map of Brazil that visually represents the connections between its physical geography, climate zones, major ecosystems, and urban centers. Use different colors, symbols, and labels to show how these elements are related. For example, show how major rivers influence population distribution or how climate zones correspond to specific biomes. Include a key explaining your map symbols.

HISTORY

Listen to a historical podcast.



Practice learning basic geography for history using a map quiz or to test your knowledge with a game.



Watch a documentary or YouTube video on the topics you are studying.




Do some historical reading (fiction and non-fiction texts are available).



Visit a historical site (relevant locations suggested on Google Classroom).



There are a selection of activities uploaded to the History Google Classroom which can be chosen at any point.



MATHS

Complete a task of your choosing to wow your teacher with your interests and understanding.



COMING SOON

SPARX Maths



Problem solving using Fractions:

<https://nrich.maths.org/problems/andys-marbles>

Have an attempt and explore the question the best you can.

Solutions are there to use for help.




Use desmos graphing calculator to investigate straight line graphs

<https://www.desmos.com/calculator>

Can you make a curve? What do you notice?

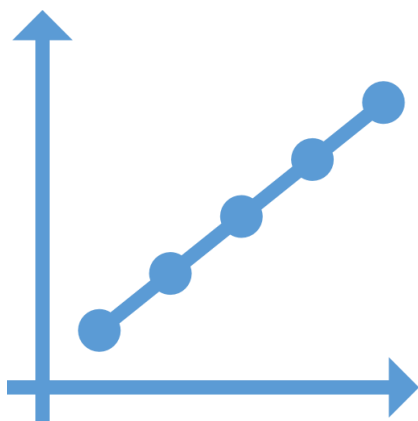
You may want to set up an account to show your work



Use Video to recap gradients $y = mx + c$

<https://vimeo.com/474984412>

Make jottings if need be.



Maths Challenge (UKMT)
Mark your answers with the following link

Questions:

<https://ukmt.org.uk/free-past-papers/junior-mathematical-challenge-2016>

Solutions:

<https://ukmt.org.uk/competition-papers/jsf/jet-engine:free-past-papers/tax/challenge-type:67/>

Music

Music Elements

Learn what each letter of the mnemonic
MAD T SHIRT means.
There is a topic for Musical
Elements on your Google
Classroom



Musical Elements

Learn 2-3 words and definitions
for 3 letters of the mnemonic
MAD T SHIRT means.
There is a topic for Musical
Elements on your Google
Classroom



Keyboard Skills

On Musicca work through the
Note on the Piano exercises
[https://www.musicca.com/
exercises/notes](https://www.musicca.com/exercises/notes)



Music Reading

On Musicca work through the
Treble Clef exercises [https://
www.musicca.com/exercises/
notes](https://www.musicca.com/exercises/notes)



Electronic Music

Visit the BBC Bitesize website for
Electronic Music
[https://www.bbc.co.uk/bitesize/
topics/zm4ht39/articles/
zd9wd6f](https://www.bbc.co.uk/bitesize/topics/zm4ht39/articles/zd9wd6f)

Use Charanga to compose your
house dance beat



Complete a task of your
choosing to wow your teacher
with your interests and
understanding.



RE

BRONZE

Create a piece of artwork to demonstrate the story of Adam and Eve. This could be one drawing/painting or a storyboard.



SILVER

Create a flowchart, with images and information to explain the Story of Job. Story linked here: [The Book of Job: A Brief Summary](#)



GOLD

Write a script about a conversation between a Christian missionary worker and an atheist. This script should show the missionary explaining why they share their faith and link to The Great Commission.



PLATINUM


Analyse and research the pros and cons of early missionary works in history. Look into disease control and consider different cultural beliefs in history as part of the research. Produce a project, in any media to present your findings.

Complete a task of your choosing to wow your teacher with your interests and understanding.



SCIENCE

Find examples of the 7 nutrients in your home and use them to design a balanced meal.



Research how fireworks work and how the different colours/sparkles are created.



Make a model of the Solar System.



Create a piece of art using seeds and/or leaves.



Research statistics about the dangers of fires. Use these to create a poster/leaflet



Create a travel advert/brochure for a planet of your choice



